

## MAIN SOURCE OF DRINKING WATER

About seventy percent (70.1%) of households in Tanzania use improved sources of drinking water.

### Percentage of Households Using Piped Water as the Main Source of Drinking Water by Region; Tanzania, 2022 PHC



## TOILET FACILITY

Sixty percent of households in Tanzania, 59 percent in Tanzania Mainland and 90 percent in Tanzania Zanzibar use improved toilet facilities.

## SOURCE OF ENERGY FOR COOKING AND LIGHTING

- Fifty six percent of households in Tanzania use firewood and 26 percent use charcoal for cooking.
- Thirty seven percent of households in Tanzania use electricity from national grid for lighting.



## NATIONAL BUREAU OF STATISTICS

### NBS Vision

To become a one-stop center for official statistics in Tanzania.

### NBS Mission

To produce quality official statistics and services that meet needs of national and international stakeholders for evidence-based planning and decision-making

### Contacts

Statistician General,  
National Bureau of Statistics,  
P.O. Box 2683, 64 Lusinde Road; 41104 Tambukareli;  
Dodoma - Tanzania.

Tel: +255(0)26 2963822, Fax: +255(0)26 2963828  
Email: [sg@nbs.go.tz](mailto:sg@nbs.go.tz), Website: [www.nbs.go.tz](http://www.nbs.go.tz)



## OFFICE OF THE CHIEF GOVERNMENT STATISTICIAN

### OCGS Vision

To become a "Centre of excellence" for statistics production and for promoting a culture of evidence-based policy and decision-making

### OCGS Mission

To coordinate production of official statistics, provide high quality statistical data and information and promote their use in planning, decision making, administration, governance, monitoring and evaluation

### Contacts

Chief Government Statistician,  
Office of Chief Government Statistician,  
P.O. Box 2321, 7 Fumba Road, 71125 Mjini Magharibi,  
Zanzibar – Tanzania.

Tel: +255(0)24 2231869, Fax: +255(0)24 2231742  
Email: [zanstat@zanlink.go.tz](mailto:zanstat@zanlink.go.tz), Website: [www.ocgs.go.tz](http://www.ocgs.go.tz)



## THE UNITED REPUBLIC OF TANZANIA

# 2022 POPULATION AND HOUSING CENSUS



## KEY RESULTS FROM THE 2022 POPULATION AND HOUSING CENSUS, TANZANIA BASIC DEMOGRAPHIC AND SOCIO-ECONOMIC PROFILE REPORT

## POPULATION SIZE

Tanzania has a population of 61,741,120 persons (30,053,130 males and 31,687,990 females); 59,851,347 persons in Tanzania Mainland (29,137,638 males and 30,713,709 females) and 1,889,773 persons in Tanzania Zanzibar (915,492 males and 974,281 females). Tanzania population remains predominantly rural, with 65.1 percent of its total population living in rural areas and 34.9 percent living in urban areas

## POPULATION AGE STRUCTURE

About 43 percent of the Tanzania population is aged below 15 years, and 3.8 percent is aged 65 years and above, thus Tanzania has a youthful age structure. The age dependency ratio for Tanzania and Tanzania Mainland is 87 and for Tanzania Zanzibar it is 78.

## HOUSEHOLD COMPOSITION

The average household size in Tanzania is 4.3 persons; for rural it is 4.6 persons while for urban it is 3.8 persons. The average number of persons per household in male-headed households is 4.4 and 4.0 in female-headed households.

## NEW MARITAL STATUS

The average household size in Tanzania is 4.3 persons; for rural it is 4.6 persons while for urban it is 3.8 persons. The average number of persons per household in male-headed households is 4.4 and 4.0 in female-headed households.

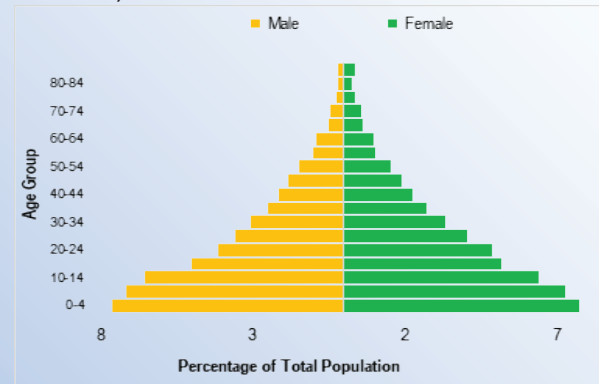
## NATIONAL IDENTIFICATION DOCUMENTS AND CITIZENSHIP

Forty-seven percent of children under-five have birth certificate. About 7 percent of Tanzanians have health insurance from the National Health Insurance Fund (NHIF) or the Community Health Insurance Fund (CHIF).

## LAND OWNERSHIP

About 11 percent of females in Tanzania own land alone compared with 18 percent of males.

### Population Pyramid for Five Year Age Groups; Tanzania, 2022 PHC



## OWNERSHIP OF MOBILE PHONES

More than eight out of ten households (82.5%) with at least one person aged fifteen years or above in Tanzania own mobile phones.

# KEY RESULTS FROM THE 2022 POPULATION AND HOUSING CENSUS, TANZANIA BASIC DEMOGRAPHIC AND SOCIO-ECONOMIC PROFILE REPORT

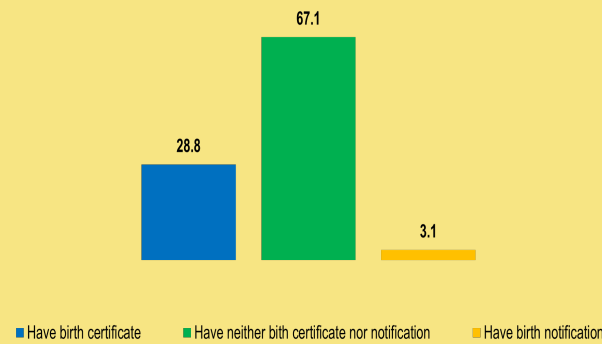
## INTRODUCTION

This brochure presents summary of key findings from the Basic Demographic and Socio-Economic Profile of the 2022 Population and Housing Census. Areas covered include population size, birth certificates; orphanhood; education; disability; housing characteristics and ownership of mobile phones.

## BIRTH CERTIFICATE

About Sixty-seven percent of the population have neither birth certificate nor birth notification.

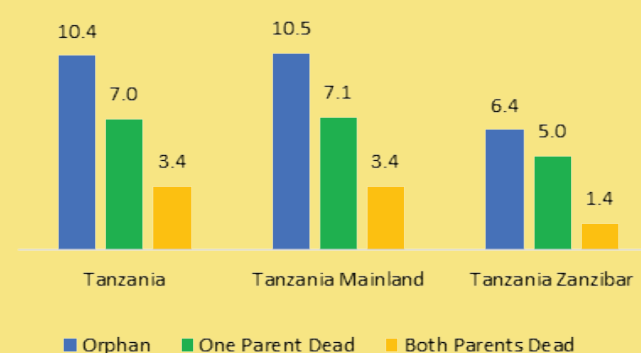
### Percentage Distribution of Population by Birth Certificate Status



## ORPHANHOOD STATUS

Around Ten percent off all children under the age of 18 years are orphans

### ORPHANHOOD STATUS IN TANZANIA, 2022 PHC



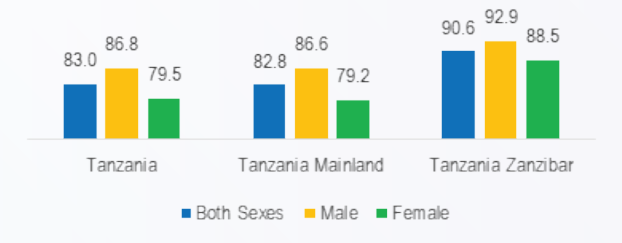
## EDUCATION

Net Enrolment Rate (NER) for primary schools in Tanzania is 83.3 percent, Tanzania Zanzibar (96.9%) and Tanzania Mainland (82.9%).

## ADULT LITERACY RATE

Eighty-three percent of persons aged 15 years and above in Tanzania are literate, in Tanzania Zanzibar it is 90.6 percent while in Tanzania Mainland is 82.8 percent.

### Adult Literacy Rates by Sex and Place of Residence; Tanzania, 2022 PHC



## DISABILITY

The prevalence of disability for persons aged 7 years and above is 11.2 percent.

### Prevalence of Disabilities for Persons Aged 7 Years and above; Tanzania, 2022 PHC

